


# Introducing our International Crew of Herdsires


**FLY BOY**  
Registered suri llama  
Purchased from  
Charlie and Karen Stephenson  
GNIC Ballistic x Elyte #223392



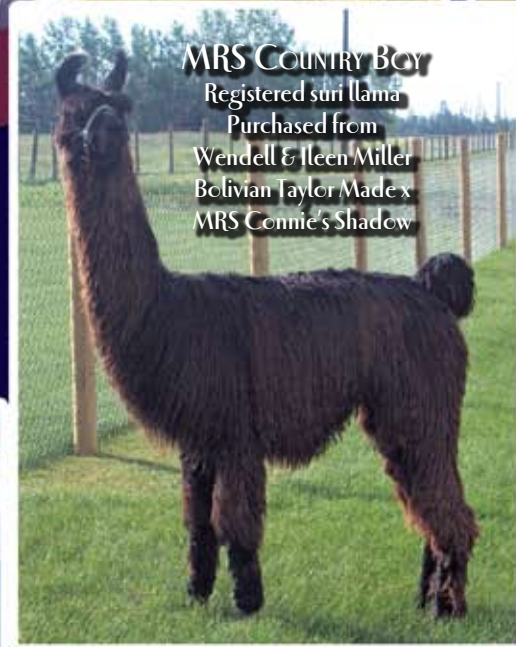
**WILD WEST HERO**  
Registered suri llama  
Purchased from Ken West  
Chileno Sincache x RLC Chile




**MGF AERO DYNAMIC**  
Purchased from  
Jenny & Barb Mc Roberts  
Chilean Aviator x  
MGF Chocolate Drop



**MRS COUNTRY BOY**  
Registered suri llama  
Purchased from  
Wendell & Ileen Miller  
Bolivian Taylor Made x  
MRS Connie's Shadow




**INTEGRITY'S  
JUST CRUZN**  
Registered suri llama  
Peruvian Vice x  
LLAR Chiquita



**INTEGRITY'S  
WIZARD OF OZ**  
WSL Peruvian Y2K x  
DVL Odyssey



**WSL PERUVIAN Y2K**  
Registered suri llama  
Purchased from  
Fred & Sharon Isayew  
Peruvian Keno x Sonrisa P5



Boyd & Pat Bell  
Enderby, British Columbia,  
Canada

Phone 250-546-9572

[www.integrityllamafarm.com](http://www.integrityllamafarm.com)



**M & W**  
**Llamas**

M & W Llamas & Etcetera  
Gibsonville, NC 27249  
Ph. (336) 697 8955  
Mike & Wanda  
Higgins

**Etcetera**  
*Miniature Llamas*

[www.mwminillamas.com](http://www.mwminillamas.com)

**Freestate Llamas**  
*Breeding, Show & Sales*

**Marian Bragg**  
Owner

[freestatellamas@comcast.net](mailto:freestatellamas@comcast.net)  
540.729.6570  
Amissville, VA

[www.ILOVESPTT.com](http://www.ILOVESPTT.com)

*Dear LlamaLink,*

My daughter gave me a subscription gift to your magazine and I love it. As you can see by the pictures, I am a llama lover too and my two pets even follow me into parts of the house. The black girl (Della Llama), a retired pack animal, is about 17 years old now and has brought many a smile to my face and I'm sure you can see why. Larry Llama (the brown guy) is an 8-year old gelding (formerly a sheep guard) and he is her guardian. They have brought such joy to our family. I thought I would share them with you. Thanks so much for a great magazine. We are located in Butte, Montana.



*Jessie Eyde*



## 2008 Miniature Llama Event Calendar

Come See How Your Minis Will Measure Up In The Show Ring

### Great Smoky Mountains Llama Show

May 24 & 25, 2008  
Walters State Community College Expo Centers  
White Pine, TN  
Contact: Helen Farley  
E-mail: [farley42@tds.net](mailto:farley42@tds.net)

### Ohio River Llama Festival

May 31, 2008  
Ohio Horse Park  
Franklin Furnace, OH  
Information Located At: <http://members.aol.com/ohioriverllama/festival/index.htm>  
Contact: Carlyle Lewis  
E-mail: [ohioriverllama@aol.com](mailto:ohioriverllama@aol.com)

### Montana Fiber Roundup & Alpaca/Llama Showcase

July 12 & 13, 2008  
New Trade Center, Kalispell Fairgrounds  
Kalispell, MT  
Information Located At: [www.gttsfibermill.com](http://www.gttsfibermill.com)  
Contact: Diana Blair  
E-mail: [gtts@montanasky.us](mailto:gtts@montanasky.us)

### Lamafest

August 29, 30 & 31, 2008  
The Michigan State University Livestock Pavilion  
East Lansing, MI  
Information Located At: [www.lamafest.com](http://www.lamafest.com)  
Contact: Julie Sines  
E-mail: [ranger94@core.com](mailto:ranger94@core.com)

### North Carolina Mountain State Fair

September 5 & 6, 2008  
North Carolina Agricultural Center  
Fletcher, NC  
Information Located At: [www.ncagr.com/markets/fairs/mtnfair/index.htm](http://www.ncagr.com/markets/fairs/mtnfair/index.htm)  
Contact: Pete Barber  
E-mail: [info@carolinaminis.com](mailto:info@carolinaminis.com)

### North American International Livestock Expo

November 8 & 9, 2008  
Kentucky Exposition Center  
Louisville, KY  
Information Located At: [www.livestockexpo.org](http://www.livestockexpo.org)  
Contact: Patrick Behrens  
E-mail: [patbehr@earthlink.net](mailto:patbehr@earthlink.net)

0  
1  
2  
3  
4  
5  
6  
7  
8  
9  
10  
11  
12

# INTERNATIONAL LAMA REGISTRY LAMARIBBEAN II February 9 - 14, 2009

Join us for a  
5-day Caribbean Cruise  
aboard  
*Celebrity Century*

Sailing from Miami, FL  
to Key West  
and Georgetown, Grand Cayman

#### CABINS

Inside at \$563.70pp

Ocean View at \$663.70pp

Balcony Stateroom at \$733.70pp

Concierge Class at \$836.20pp

Suites also available.

Cabins are on group-hold  
until June 2, 2008

Reservations after June 2 will be  
subject to availability and might be at  
an additional cost. A full refund is  
available up to Nov. 25, 2008.

*A \$200 refundable deposit will hold  
the cabin of your choice.*

**Note: PASSPORTS REQUIRED**



For Reservations CALL:

John or Diane McGillis

923 Sleeping Child Road

Hamilton, Montana 59840

Phone: 888-583-2020

Email: dmcgillis923@msn.com



Register NOW for a cruise  
with llama friends!  
Enjoy a  
**CRUISE and CONFERENCE**  
all in one!!  
Contact the ILR office to  
register for the conference or  
check online at lamaregistry.com



**CALL DIANE at Cruises Inc.  
888-583-2020  
for your cruise reservations.**

Conference Early Bird fees apply until June 15, 2008—  
check out the Conference Registration form for specifics.

Plan to join us for another fantastic Conference aboard the beautiful

*Celebrity Century.*

We will have two days of conference events, interspersed with time to relax  
in two beautiful, sunny ports, as well as enjoy the opportunities provided on  
the ship including gourmet dinners together (optional) each evening!  
*Price includes all meals, ship's entertainment and pre-paid gratuities.*

Non-included items are alcoholic beverages, soda pop, and port tours.

#### ITINERARY

2/09—Miami

2/10—Key West

2/11—at sea day

2/12—Georgetown, Grand Cayman

2/13—at sea day

2/14—Return to Miami

Name	DOB	e-mail Address	T-shirt Size
Name	DOB	e-mail Address	T-shirt Size
Name	DOB	e-mail Address	T-shirt Size
Name	DOB	e-mail Address	T-shirt Size

Address

Phone(s) \_\_\_\_\_ / \_\_\_\_\_ Cabin Type \_\_\_\_\_

#### Method of Payment

CHECK enclosed — Checks MUST be made out to Cruises Inc.

CREDIT CARD

Credit Card # \_\_\_\_\_

Exp. date \_\_\_\_\_

Signature \_\_\_\_\_

# Mega *Mini* Meeting

Laura Harrawood  
Show Me State Minis  
[www.showmestateminis.com](http://www.showmestateminis.com)



OK so a mega mini meeting is a little bit of an oxymoron and even if we say mega *miniature* meeting it still doesn't help. But in fact on Friday March 14, 2008, at the Virginia Classic in Lexington Virginia, the AMLA held the largest Annual General Meet-ing in it's history. 20 people from east of the Mississippi attended the meeting with 13 farms represented. We have several new board members this year and it was the first face to face meeting for the new group. Peter Barber is the newly elected president, Julie Sines is a newly elected board member and Laura Harrawood (me) is the interim secretary/treasurer. This being my first meeting in front of the membership, I was so nervous my stomach felt like I had swallowed a stringer full of live carp.

The evening before the mini classes were held, and after a short Board of Directors meeting, our AGM was conducted. Get a bunch of mini llama

owners together and it is hard to keep focused on the business of a meeting. Everyone wants to talk about a new mini, new cria, a fiber type, a particularly beautiful llama, or last but not least .... size. We did in fact get down to business though and covered a lot of subject matter.

Measurements are always a hot topic. Lots of discussion transpired as we brainstormed ways to have a consistent method to measure our minis at ALSA shows. Several homemade measuring devices were brought out. Lots of innovative styles were displayed and we actually had about 8 types to choose from. There was silly and sensible and everywhere in between with some having some serious design flaws. We ended up embracing the KISS philosophy which is of course "Keep It Simple Stupid". Our new official measuring device is a simple and sure way to make certain our show minis are under 38 inches before they go into the show ring. I don't think anyone should call a patent lawyer though because it is just 2 dry wall squares screwed together. We will have the directions to this design posted on our AMLA website. [www.miniaturellams](http://www.miniaturellams)

We also discussed the problems with llama ages in classes. In a yearling class we have a range of ages from 1 year to 2 years. This span makes a big difference in a mini class. We all agreed that it would be well worth it to arrange animals in classes according to age. We marched the llamas out oldest to youngest so the young ones would have some older guides to show them the ropes. Even though ALSA judges ask how old our minis are, chronological age arrangement makes it easier and more obvious for them. This year at the Virginia Classic is the first time we tried this arrangement and it all went as smooth as suri fiber.

Marketing is always an important issue and this meeting was no exception. Our group discussed several marketing approaches for the coming year. Lots of good ideas were tossed around and strategies will be tackled shortly.

Last year the AMLA Annual General Meeting had 5 members in addition to the BOD present and the year before there was one. If this is a trend and the numbers grow exponentially then next year we should have an 80 member turnout and the next year after that there will be 240 then.....



## Yocom-McColl

For Individual Animal Fiber Diameter Measurement  
**FAST... ACCURATE... AFFORDABLE.**

- ◆ Show Eartag; Registration, Breed, Sex, Age, Sample Location, Date of Sampling
- ◆ Select Two-Inch Square Sample ◆ Ship in plastic bag

**Costs: 1-25 @ 7.50 ea ◆ 26-50 @ 7.00 ea ◆ 51+ @ 6.75 ea**

### Yocom-McColl Testing Laboratories, Inc.

540 West Elk Place • Denver, CO 80216-1823 • USA  
Phone 303-294-0582 • Fax 303-295-6944  
E-Mail: [ymccoll@ymccoll.com](mailto:ymccoll@ymccoll.com) Web: <http://www.ymccoll.com>





# Lamas Hate Plucking!

## Part 2 of 2

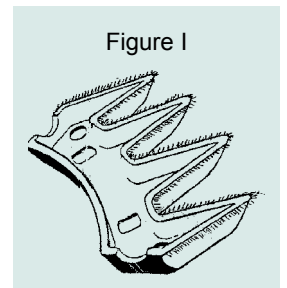
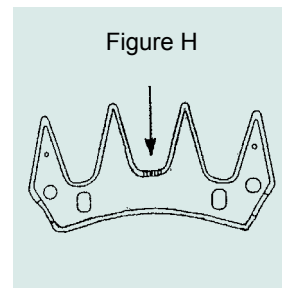
by Mary Pendergast  
XL Bar Llamas

Now it's time to look at the cutter. The cutters sharpen much faster than the combs, using less pressure and fewer runs across the wheel. Flip the pendulum around so that the middle bar is pointed up and load the cutter. The cutter is also placed on the wheel in the middle (left to right and top to bottom) and run across the length of the wheel. Don't take any points off of the wheel as is done with the combs, the cutter stays in contact with the wheel the entire time. Again, run the cutter across the length of the wheel 3 or 4 times, and then stop about the middle of the wheel and apply extra

pressure for about 3 seconds. The grind marks in the middle of the cutter's gullet will be straight up and down if you are positioned in the right place (Figure H). It is also important to lay it on the wheel straight, and pull it off straight. You don't want to ding one side or the other. To avoid dragging the tips off of the wheel I have practiced rolling the tool onto the wheel heel first, and then rolling the tool off tips first. That way you know you aren't dinging the tips. (I also roll combs on and off the wheel.) There should be no silver lines when held to the light, and there should be fuzz all around the cutter (Figure I). That makes for sharp sharp.

Apply slightly more pressure on the right side than the left, again because of the increased speed of rotation on the outer edge of the wheel. I usually pay attention to this during the 3 seconds that I'm stationery in the middle of the wheel. Too much pressure on the cutter while you're grinding will "ruffle" the

*Continued on page 26...*



Come join us for  
**LLAMA FIESTA**

# LANA EXPO

June 17– June 22, 2008

Ph: 541-830-LANA  
web: www.llamainfo.org  
email: llamainfo@aol.com



### **Keynote Speaker:**

**Dr. Chris Cebra, DVM**  
Oregon State University

2 Day Adult Educational Program  
2 Day Youth Educational Program  
PLTA Sanctioned Double Pack Trial

25th Annual Llama Show  
(ALSA Double Point Show)  
Walking, Shorn, & Specialty  
Fleece Classes

held at the  
Churchill County Fairgrounds  
Fallon, Nevada